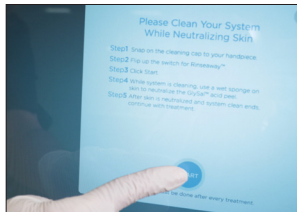


HYDRAFACIAL™ SYSTEM CLEANING



END OF EVERY TREATMENT



Perform a 20-second system rinse



Drain the waste container



Rinse with water

END OF EVERY DAY



Perform a 60-second system rinse



Wash the waste container with soap and water



Let it air dry

HANDPIECE CLEANING – WEEKLY



Clean the handpiece, tubing chambers and aluminum head with a germicidal wipe



Open control valve to the +




Disconnect the blue return line



Insert the cleaning brush into the blue connector and rotate the brush in and out three times while twisting




Remove the cleaning cap and blow air into the blue return line two times



Re-attach the tubing



Attach the cleaning cap




Perform a 20-second system rinse




HYDRAFACIAL™ SYSTEM CLEANING


MANIFOLD CLEANING – AFTER EVERY 50 TREATMENTS




Remove serums from the manifold




Disconnect the handpiece tubing from the system



Place a towel under the serum straws to capture liquid



Insert the air dispenser into the handpiece coupling




1. Open the 1st toggle and administer two long sprays

2. Lower the 1st toggle, open the 2nd toggle and administer two long sprays

3. Lower the 2nd toggle, open the 3rd toggle and administer two long sprays

4. Lower the 3rd toggle, open the 4th toggle and administer two long sprays



5. Reconnect the handpiece tubing




Select System Cleaning



Increase to highest the vacuum setting



Insert RinseAway into the 1st port, open the toggle and perform a 20-second system rinse



Insert RinseAway into the 2nd port, open the toggle and perform a 20-second system rinse



Insert RinseAway into the 3rd port, open the toggle and perform a 20-second system rinse



Reconnect all the serums and clean the waste container

LED LIGHTS



Cleanse the LEDs with a germicidal solution after every use



LYMPHATIC THERAPY



Clean the lymphatic handpieces with a germicidal solution on any area that makes contact with the skin



SYSTEM TOUCHSCREEN



Use a glass cleaner and a microfiber cloth or towel to clean the system touch screen
Spray on the cloth, not directly on the screen



For more information, reference the HydraFacial User Guide.

